

# What's New in 2010


***It only gets better***...learn about the newest updates now in your room!

- Fewer steps in the recording process!
- Set up audible notifications for events that take place.
- Customize your view of the Participant window.
- New Activity window allows you to “read” a scrolling timeline of session activity including text on PowerPoint and OpenOffice slides.
- No more ‘gray boxes’ from drop-down menus when Application Sharing.
- Enhanced audio with reduced latency and increased clarity for VOIP users.

# Accessibility

- ④ Enhancements to focus on navigation and visibility.
  - ▶ Command line access to common functions and controls.
  - ▶ Tab key navigation.
  - ▶ Shortcut keys.
  - ▶ Improved settings for display such as high contrast and font size.
  - ▶ Audible notifications of session activity.
  - ▶ Screen reader accessible text from PowerPoint and OpenOffice slides.
  
- ④ Support documents available in screen reader friendly HTML\*
  - \* Contact [cleintservices@cccconfer.org](mailto:cleintservices@cccconfer.org) for detailed documentation.

# Fewer Recording Steps

- When you click  to connect the Teleconference (Bridge) it automatically appears in the open mode.

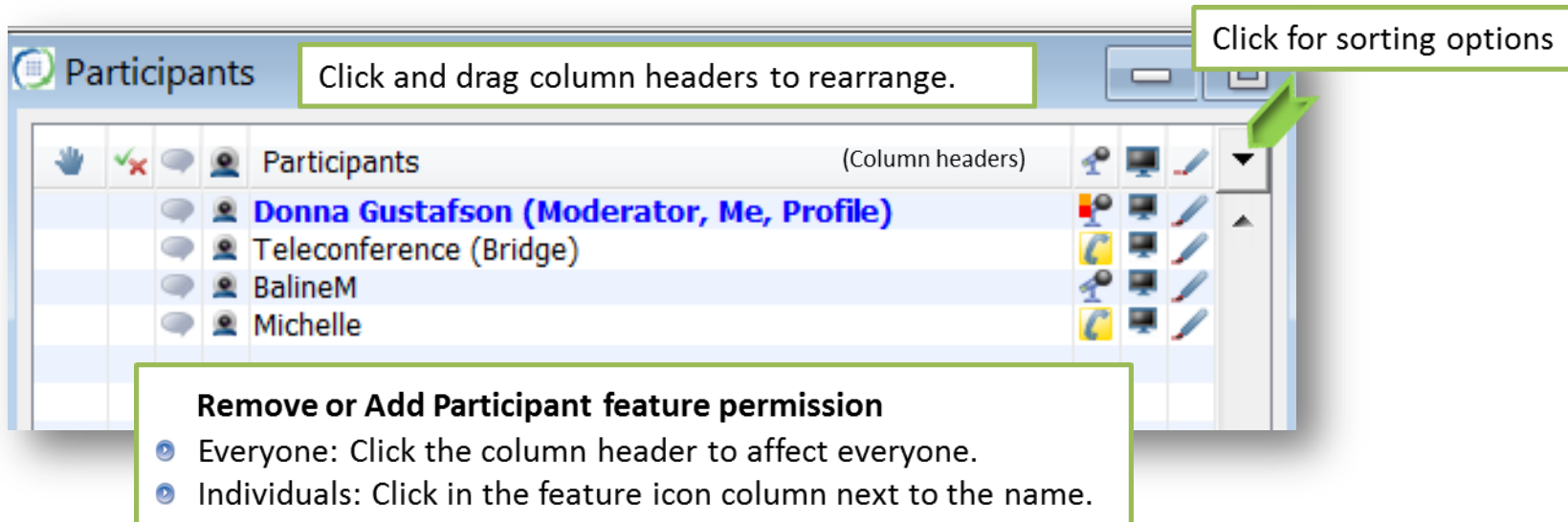


- Press the red record button as you have been to start recording.



# Participant Window

- Participants now enter the room with all feature permissions set.
- Easily remove permissions from all or some participants...add them back later!
- Each person can rearrange how they view the Participant window with columns appearing on the left, the right, or split!



The screenshot shows the 'Participants' window interface. It includes a title bar with a 'Participants' icon and text, and a toolbar with various icons. The main area is a table with columns for actions, status, name, and feature permissions. A callout box at the top right points to a dropdown arrow with the text 'Click for sorting options'. Another callout box at the top center points to the column headers with the text 'Click and drag column headers to rearrange.'. A third callout box at the bottom left points to the feature permission icons with the text 'Remove or Add Participant feature permission'.

**Remove or Add Participant feature permission**














- Everyone: Click the column header to affect everyone.
- Individuals: Click in the feature icon column next to the name.

# Audible Notifications

- 🌐 Hear audible tones for events that take place.
- 🌐 Distinguished tones play for different functions.
- 🌐 Customize which events notifications to hear.
- 🌐 Available to everyone.

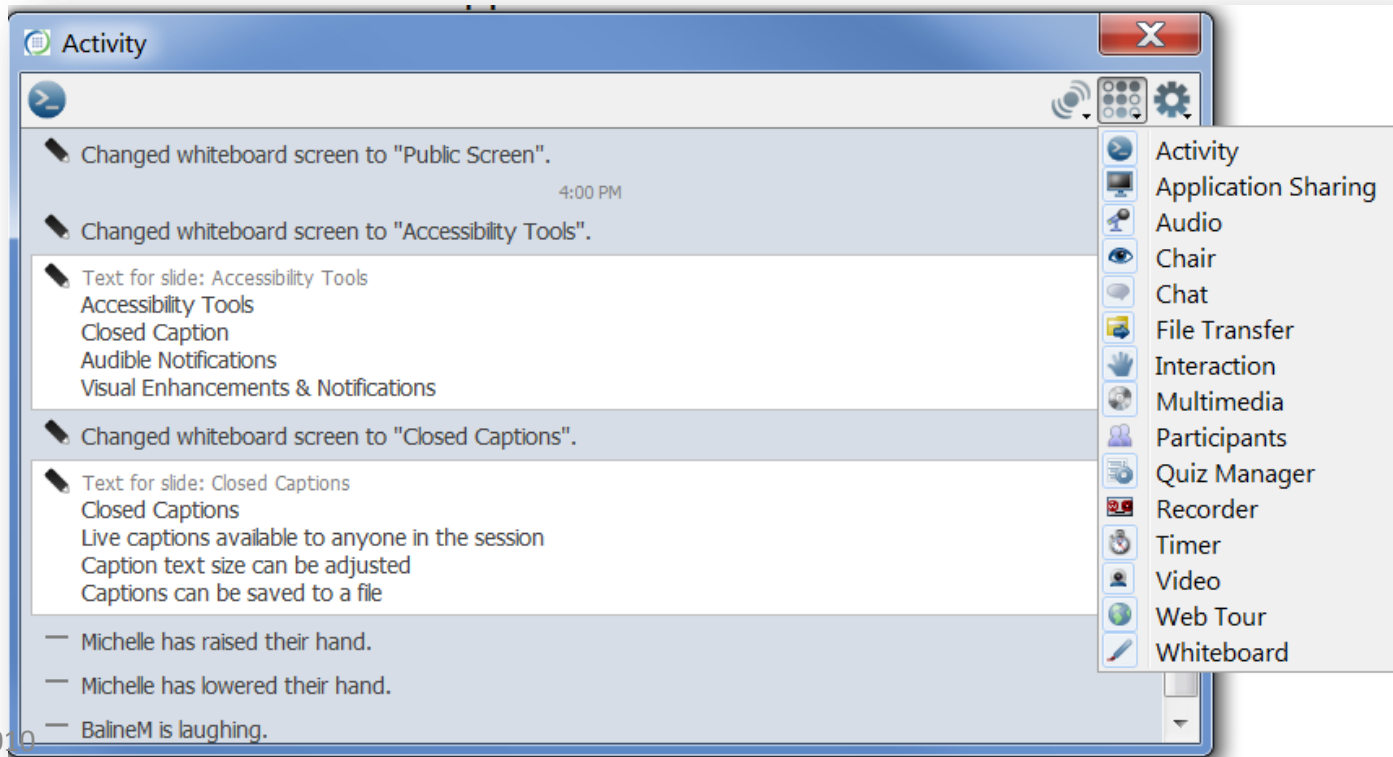
Basic default setting

Audible notifications are sounds played when certain events occur.

Name	Enabled	Preview
Activity Event Occurred	<input type="checkbox"/>	
Chat Message Received	<input type="checkbox"/>	
Hand Raised Alarm	<input checked="" type="checkbox"/>	
My Hand Lowered	<input type="checkbox"/>	
My Hand Raised	<input type="checkbox"/>	
Participant Joined	<input type="checkbox"/>	
Participant Left	<input type="checkbox"/>	
Recording in Progress	<input checked="" type="checkbox"/>	
Start Recording	<input checked="" type="checkbox"/>	
Stop Recording	<input checked="" type="checkbox"/>	
Timer Alarm	<input checked="" type="checkbox"/>	
Microphone Off	<input type="checkbox"/>	
Microphone On	<input type="checkbox"/>	

# Activity Window

- ④ Read a scrolling timeline of activities in a single window.
- ④ Read text from PowerPoint and OpenOffice slides.
- ④ Customize which event actions you want to view.
- ④ Screen reader supported.



# Need more information?

- ④ Contact Client Services
  - ▶ Monday – Friday
  - ▶ 8:00 am – 4:00 pm
  - ▶ Telephone 1-760-744-1150 ext 1537, 1554 or 1542
  - ▶ Email [clientservices@cccconfer.org](mailto:clientservices@cccconfer.org)
  
- ④ Access online support at [www.cccconfer.org](http://www.cccconfer.org)
  - ▶ Recorded trainings and PDF documents in the TRAINING CENTER